

New Processing Line in Alameda County

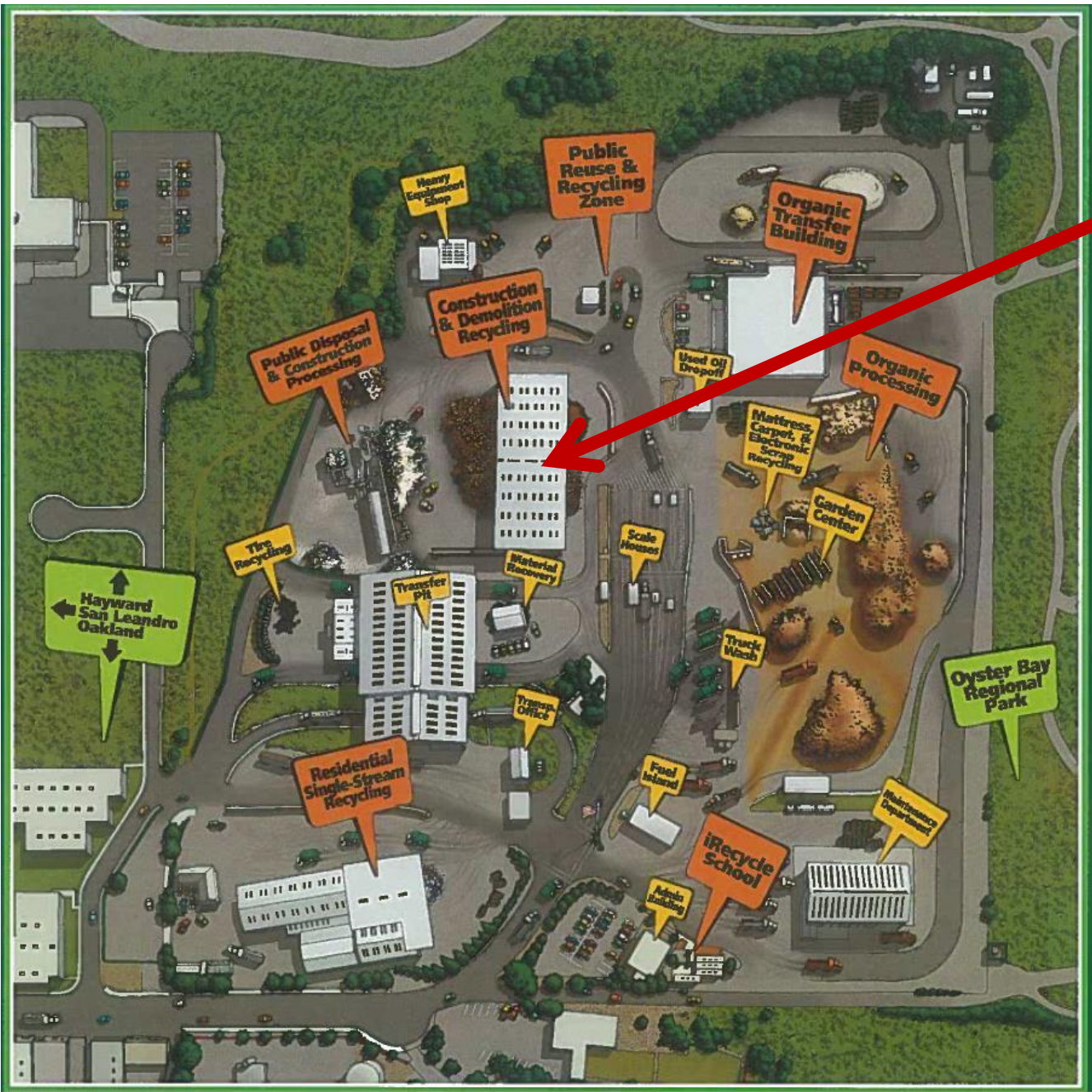
StopWaste C&D Workshop
October 2015



Davis Street Facts


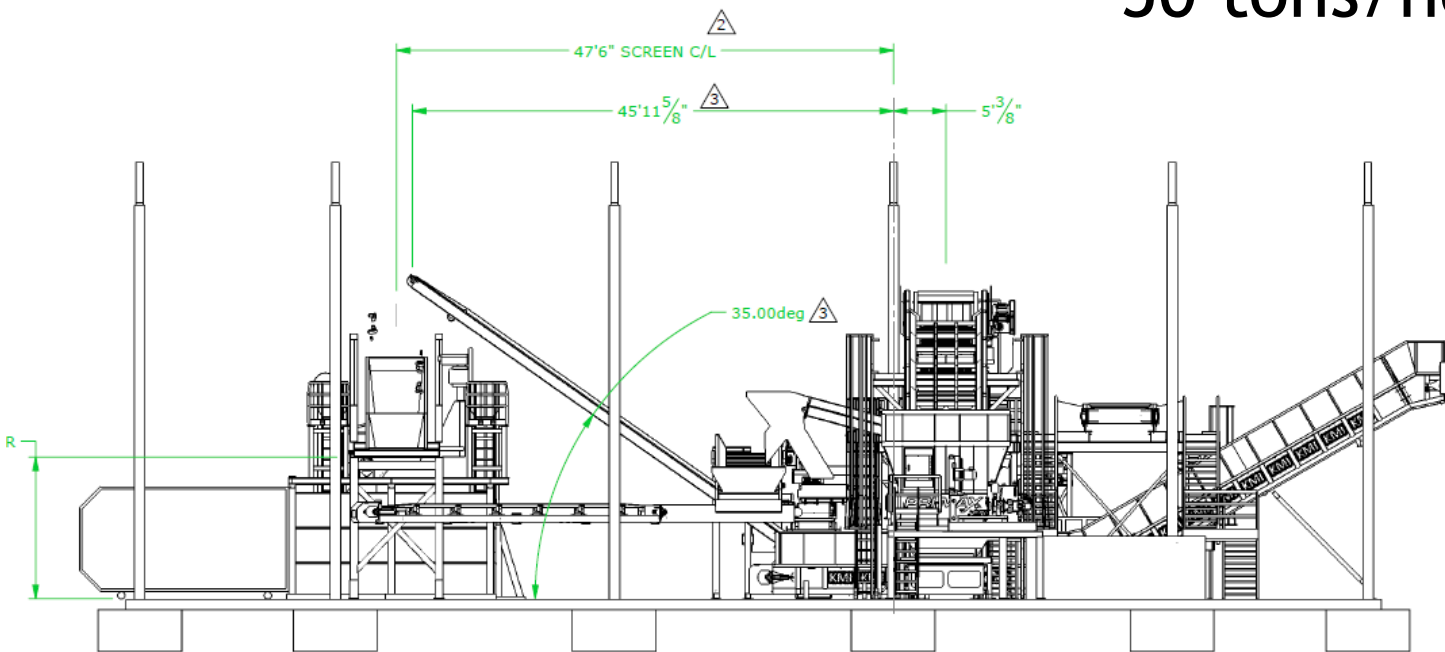
- 53 Acres of Closed landfill
- ~3,500 tons/day inbound
- Supports a variety of hauling district contracts
- Material Sources: Northern California
- WM-owned facility
- 300 employees; Longshoremens, Teamsters & Machinists
- 3 MRFs: Dry/C&D, Single Stream & Public “MSW”

Updated MRF



MRF by the Numbers

- \$17mil investment
- Processing capacity
 - 25 tons/hour of MSW/Dry
 - 50 tons/hour of C&D




New Processing Capacity: C&D

C&D Line

- 50 tons/hour of C&D processing
- 75%+ diversion capability*

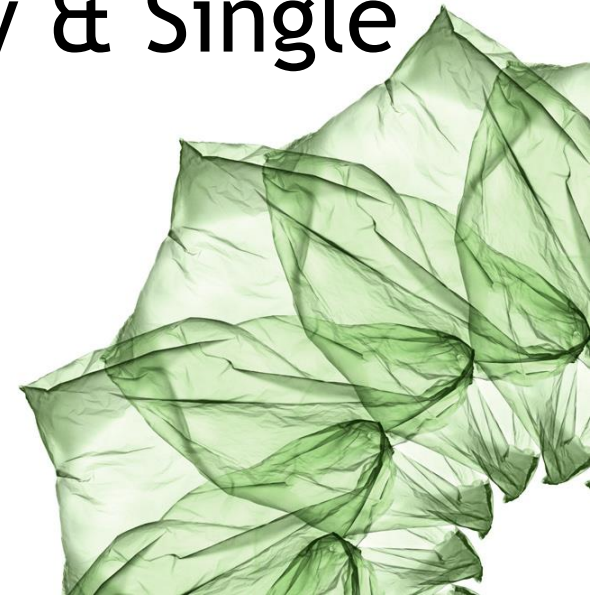
* Certification through RCI pending



New Processing Capacity: MSW

MSW

- 25 tons/hour of processing
 - Dry Commercial
 - Bulky from MultiFamily & Single Family
 - MultiFamily MSW



Processing Goals


C&D Processing

- As little ADC as possible
- Highest Diversion possible

MSW/Commercial Processing

- Less than 10% readily recyclable* materials in the residue

*as defined by StopWaste & the mandatory recycling ordinance: paper; OCC, bottles & Cans



C&D Process

Presort

- Metal, OCC, Wood

8" Screen

- Overs-Further hand-sorting
 - Wood, Concrete, Metal & Inerts
- Unders-Automated sorting
 - Magnet, Fines & Wood, Recycling



Materials Markets


Metals: Neighboring Metal Recyclers

High-grade Wood: WM EarthCare

Low-grade Wood: BioMass

Inerts (concrete, asphalt, etc): Road
& construction projects

Recycling (bottles, cans, OCC, paper):
Further processing & Recycling
Markets



Contact Info

Rebecca Jewell

510-563-4214

rjewell@wm.com

www.dsgardencenter.com

