

# New Processing Line in Alameda County

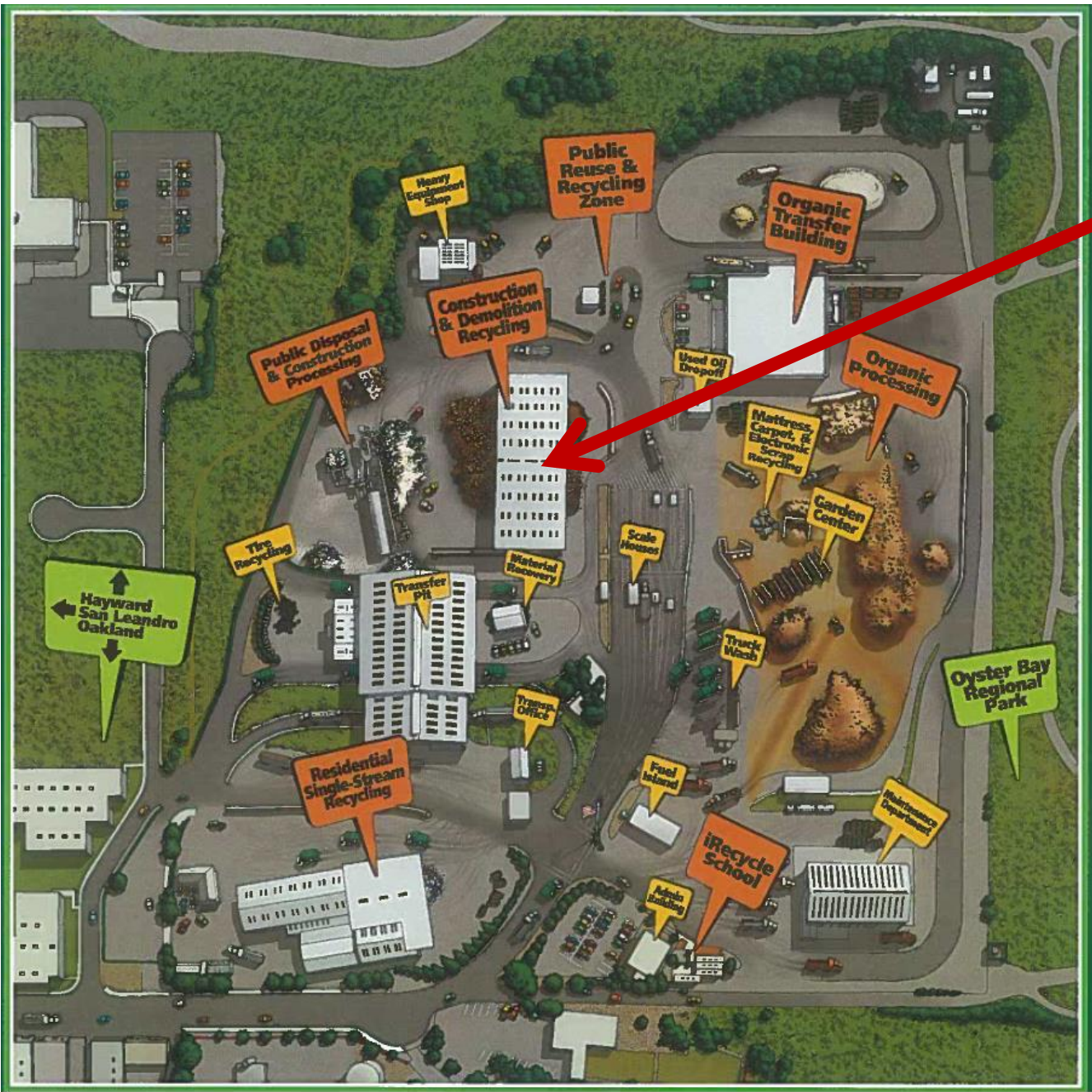
StopWaste C&D Workshop  
October 2015



# Davis Street Facts


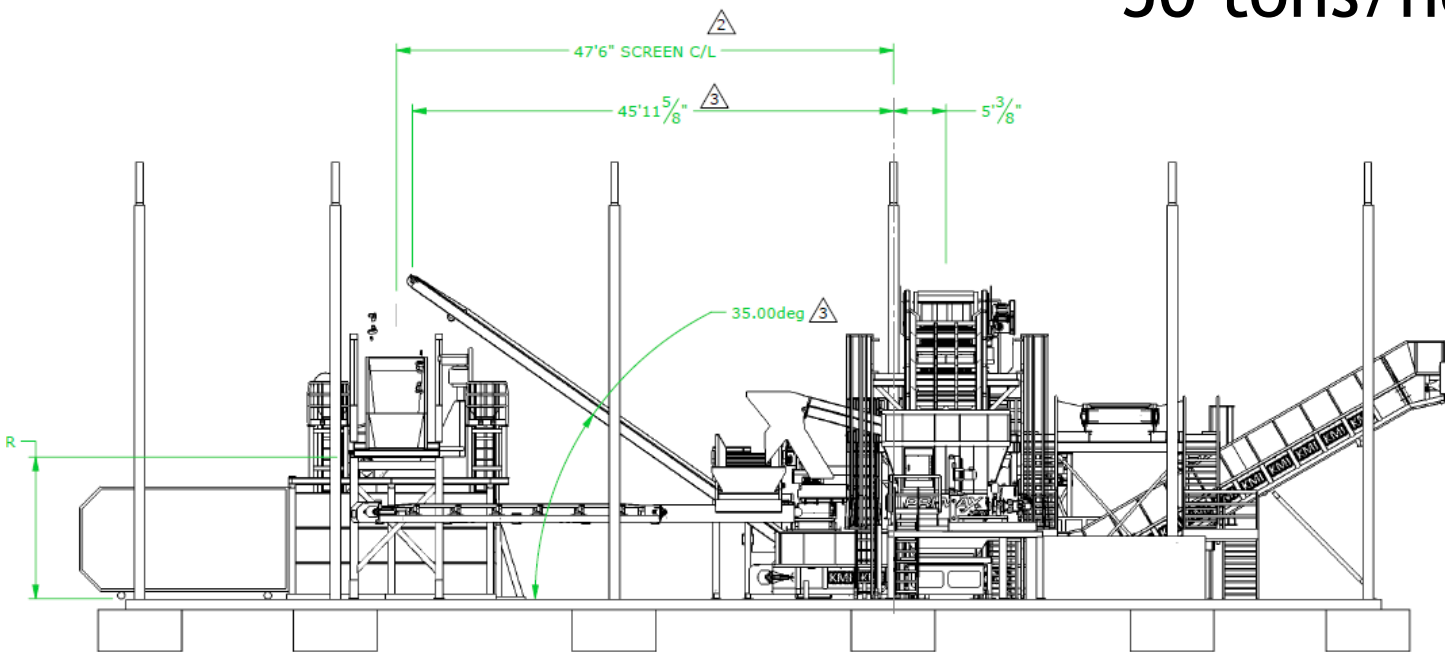
- 53 Acres of Closed landfill
- ~3,500 tons/day inbound
- Supports a variety of hauling district contracts
- Material Sources: Northern California
- WM-owned facility
- 300 employees; Longshoremens, Teamsters & Machinists
- 3 MRFs: Dry/C&D, Single Stream & Public “MSW”

# Updated MRF



# MRF by the Numbers

- \$17mil investment
- Processing capacity
  - 25 tons/hour of MSW/Dry
  - 50 tons/hour of C&D

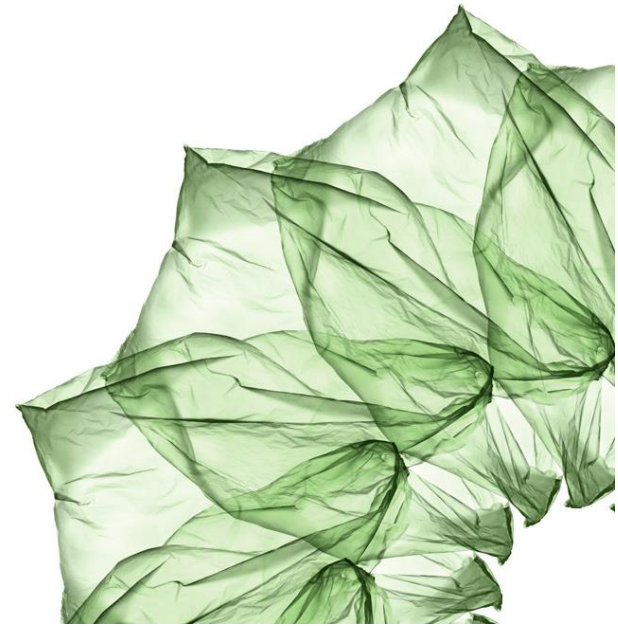


# New Processing Capacity: C&D

## C&D Line

- 50 tons/hour of C&D processing
- 75%+ diversion capability\*

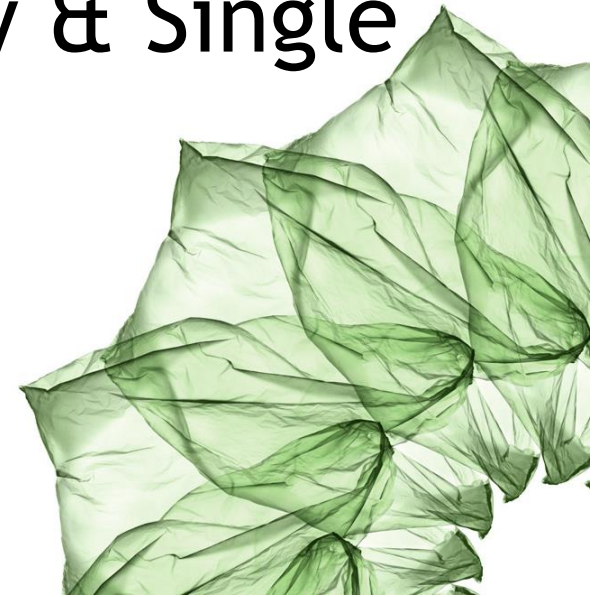
\* Certification through RCI pending



# New Processing Capacity: MSW

## MSW

- 25 tons/hour of processing
  - Dry Commercial
  - Bulky from MultiFamily & Single Family
  - MultiFamily MSW



# Processing Goals


## C&D Processing

- As little ADC as possible
- Highest Diversion possible

## MSW/Commercial Processing

- Less than 10% readily recyclable\* materials in the residue

\*as defined by StopWaste & the mandatory recycling ordinance: paper; OCC, bottles & Cans



# C&D Process

## Presort

- Metal, OCC, Wood

## 8" Screen

- Overs-Further hand-sorting
  - Wood, Concrete, Metal & Inerts
- Unders-Automated sorting
  - Magnet, Fines & Wood, Recycling





# Materials Markets


Metals: Neighboring Metal Recyclers

High-grade Wood: WM EarthCare

Low-grade Wood: BioMass

Inerts (concrete, asphalt, etc): Road  
& construction projects

Recycling (bottles, cans, OCC, paper):  
Further processing & Recycling  
Markets



# Contact Info

Rebecca Jewell

510-563-4214

[rjewell@wm.com](mailto:rjewell@wm.com)

[www.dsgardencenter.com](http://www.dsgardencenter.com)

